


Why don't you
READ a book,
Dragon?

The OUTSIDE
is my books...




ADAM FOTOS © 2020 & DRAGON AND GOAT.COM & GUARANTINUM



ADAM FOTOS ©2003-2020

Dragon and goat.com


What is GOAT imagining from his book?




I've been watching these birds too long...
— They're starting to look like sheet music!



WAIT! Maybe they ARE writing out a SONG!
A cheerful little ditty to help me through
the QUARANTINUM! Let me knock
it out on my PIANO...




Ah yes, the Imperial March...
— Thanks for capturing the TONE
of the MOMENT, guys...




A fun thing to do while on quarantine is watching birds and keeping track of them in your very own bird journal! In just any old notebook, write down who visits your feeder or favorite tree. Take notes of their color, habits, and how many stop by. Find out more about BIRDS at AUDUBON.org.

So you wanna spice up your BIRD JOURNAL but don't know how to draw any BIRDS?


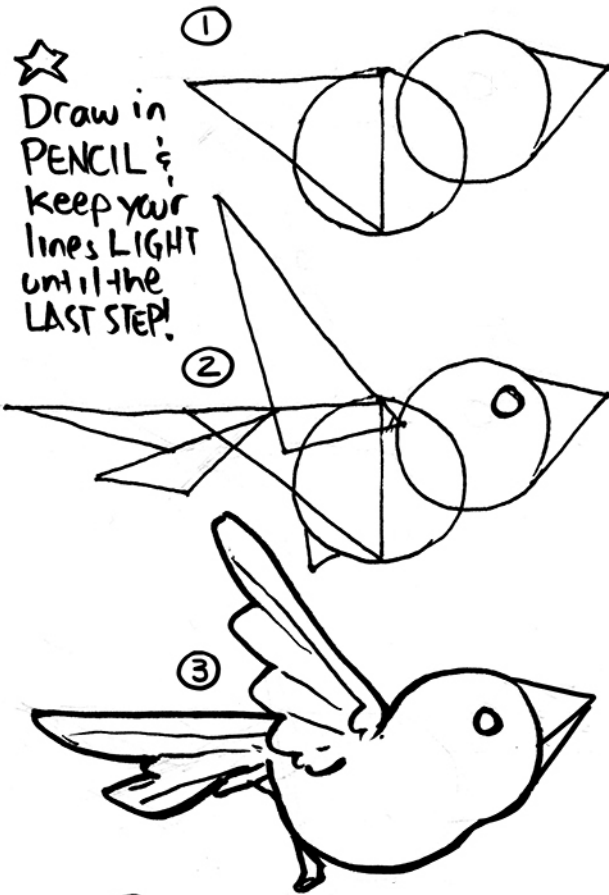


Just start with BASIC shapes!

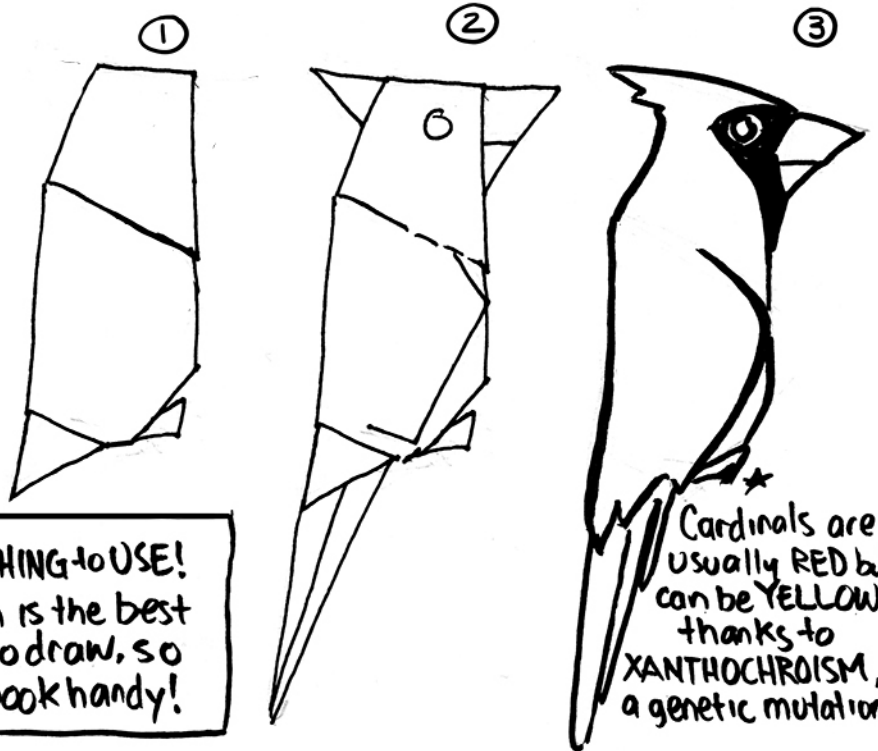
Start with the BIGGEST SHAPES first like for the HEAD & BODY then add smaller ones for details.



★ Draw in PENCIL & keep your lines LIGHT until the LAST STEP!





* Flamingos are pink because of the red & blue-green algae they eat.




* Cardinals are usually RED but can be YELLOW thanks to XANTHOCHROISM, a genetic mutation.

PUT YOUR BIRD WATCHING TO USE!

Direct observation is the best way to learn to draw, so have a sketchbook handy!



And since the birdy models don't stay still for long, keep the drawings simple and don't worry about them being perfect. JUST DRAW! And remember: ART IS ABOUT THE EXPERIENCE!



← Binoculars are an essential tool for bird watching to get up close but not all up in their beaks.

Draw in the 6 birds (or other flying things) Dragon spies out his window.



"Why did you let me eat ALL those BEANS?!"

DRAGON AND GOAT.COM
ADAM ZOTOS © 2003-2020